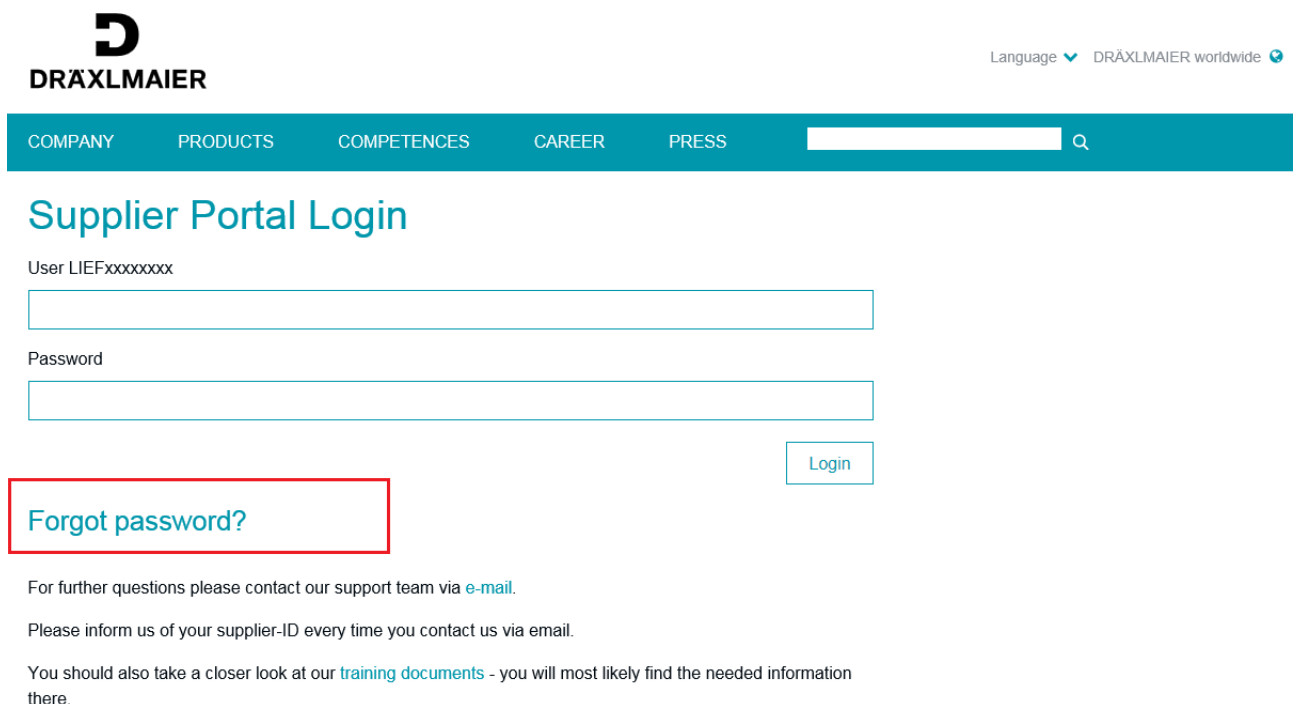


# Reset password

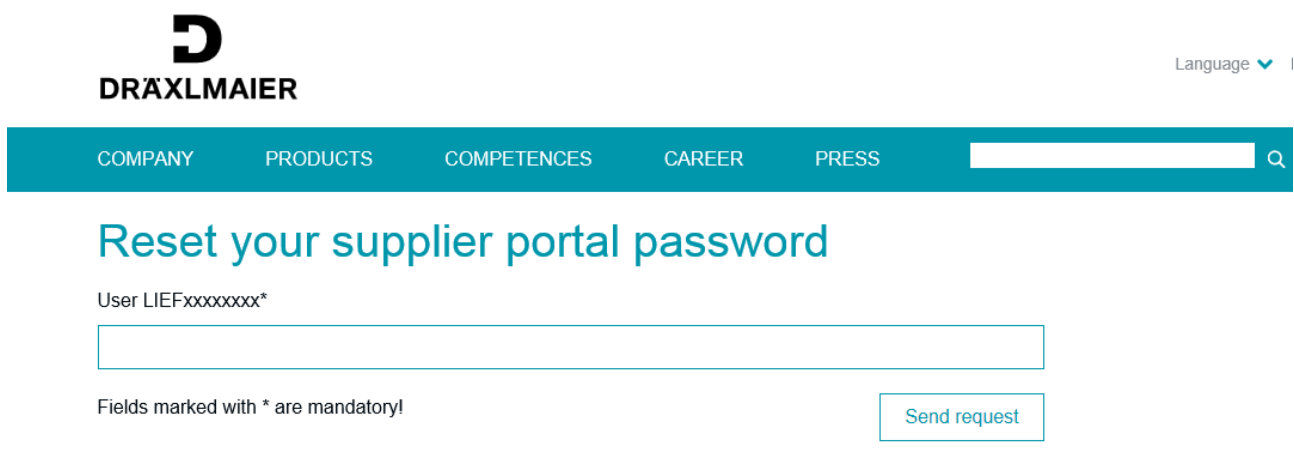
Go to: <https://www.draexlmaier.com/en/login/supplier/>

Please click on “Forgot password “ button :



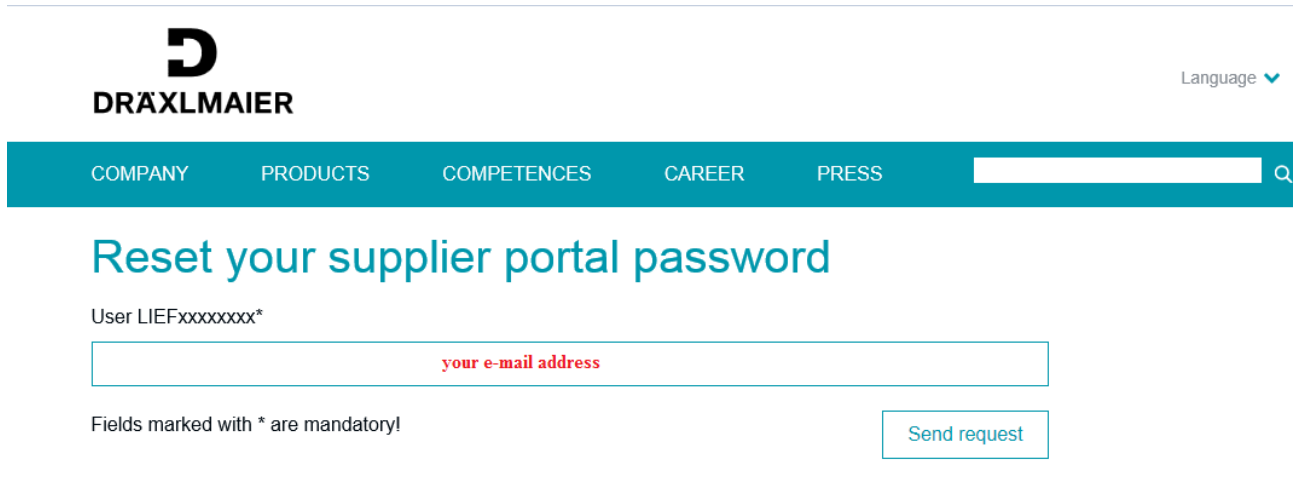
The screenshot shows the top navigation bar with the DRÄXLMAIER logo and a language dropdown set to 'DRÄXLMAIER worldwide'. Below the navigation bar is the 'Supplier Portal Login' section. It contains two input fields: 'User LIEFxxxxxxx' and 'Password'. A 'Login' button is positioned to the right of the password field. A red box highlights the 'Forgot password?' link. Below the login fields, there is a paragraph of text: 'For further questions please contact our support team via e-mail. Please inform us of your supplier-ID every time you contact us via email. You should also take a closer look at our training documents - you will most likely find the needed information there.'

The following window will show up :



The screenshot shows the 'Reset your supplier portal password' page. It features the DRÄXLMAIER logo and a language dropdown set to 'Language'. Below the navigation bar, the title 'Reset your supplier portal password' is displayed. There is a single input field for 'User LIEFxxxxxxx\*'. A note below the field states 'Fields marked with \* are mandatory!'. A 'Send request' button is located at the bottom right of the form.

Type your e-mail address :



DRAXLMAIER Language ▼

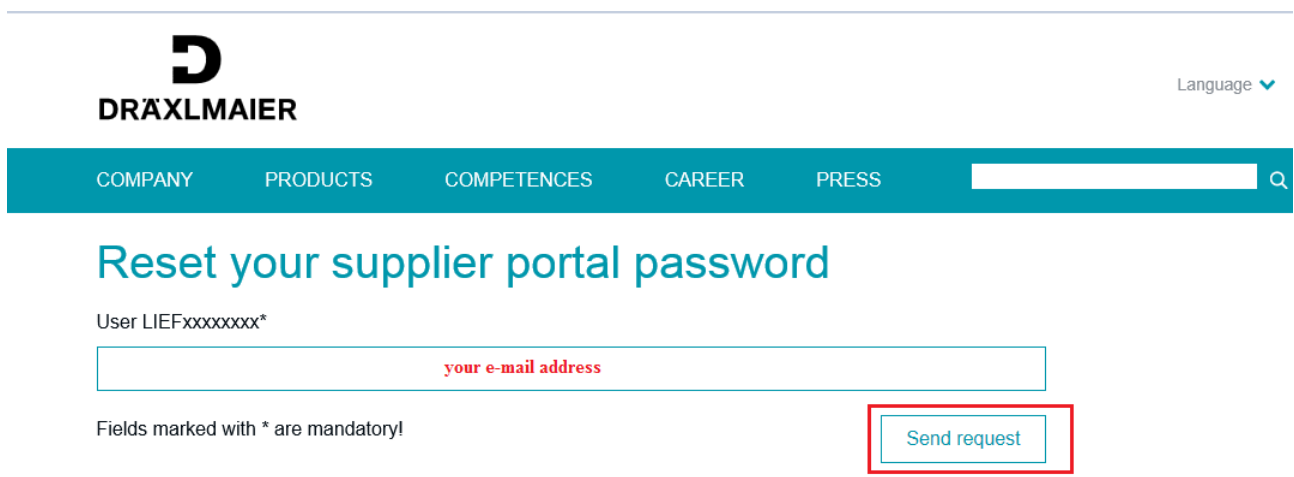
COMPANY PRODUCTS COMPETENCES CAREER PRESS

## Reset your supplier portal password

User LIEFxxxxxxx\*

Fields marked with \* are mandatory!

Please click on “Send request” button :



DRAXLMAIER Language ▼

COMPANY PRODUCTS COMPETENCES CAREER PRESS

## Reset your supplier portal password

User LIEFxxxxxxx\*

Fields marked with \* are mandatory!

You will receive an e-mail with a link to reset your password :



An E-Mail has been sent to you. Click on the link to reset your password. E-mail:

Example for e-mail you will receive:

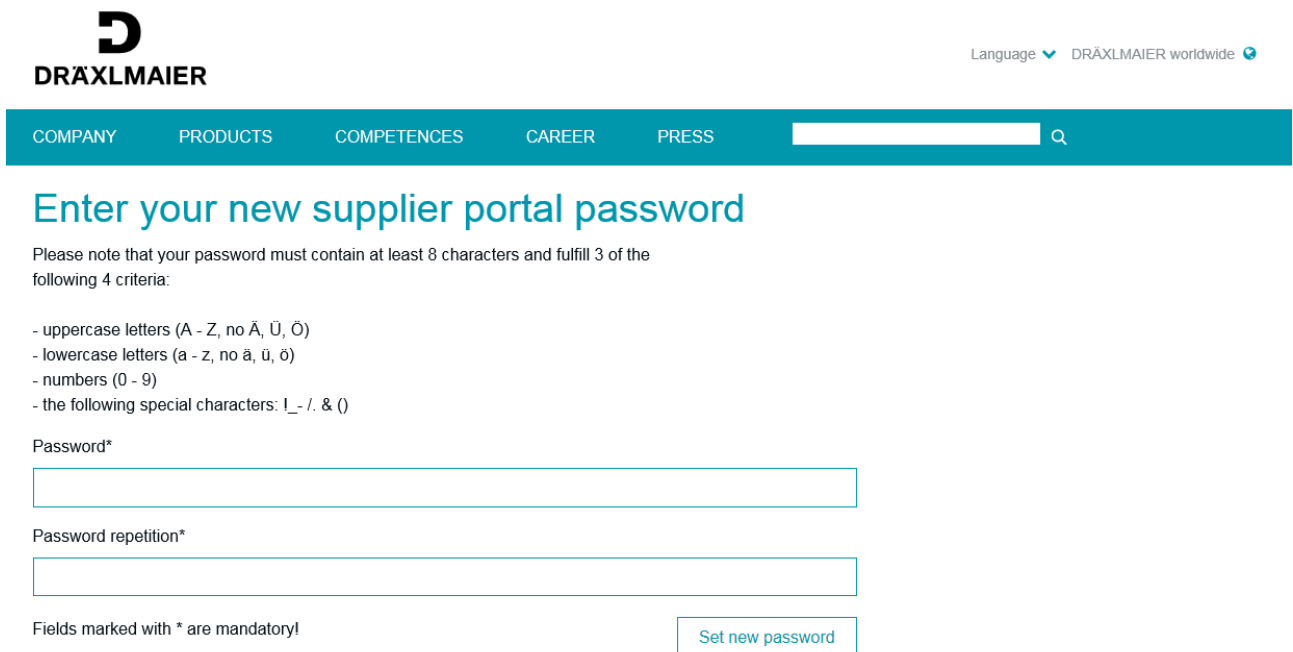
Dear SLC User,

click on this link to reset your password:

[https://qual.draexlmaier.com:50443/nc/en/login/supplier/forgot-password/?tx\\_drxcconnections\\_pi1%5Btoken%5D=520579e104bcaa1a8f1399e6192914eed8ad15c6&tx\\_drxcconnections\\_pi1%5Baction%5D=enterNewPassword&tx\\_drxcconnections\\_pi1%5Bcontroller%5D=SupplierPasswordReset](https://qual.draexlmaier.com:50443/nc/en/login/supplier/forgot-password/?tx_drxcconnections_pi1%5Btoken%5D=520579e104bcaa1a8f1399e6192914eed8ad15c6&tx_drxcconnections_pi1%5Baction%5D=enterNewPassword&tx_drxcconnections_pi1%5Bcontroller%5D=SupplierPasswordReset)

The password will be changed for your user LIEFxxxxxxxx.

Please click on received link and the next window will show up :



The screenshot shows the DRÄXLMAIER website header with the logo and navigation menu. Below the header, there is a search bar and a language selection dropdown. The main content area is titled "Enter your new supplier portal password". It includes a note about password requirements: "Please note that your password must contain at least 8 characters and fulfill 3 of the following 4 criteria: - uppercase letters (A - Z, no Ä, Ü, Ö) - lowercase letters (a - z, no ä, ü, ö) - numbers (0 - 9) - the following special characters: !, \_ , / , & ( )". There are two input fields: "Password\*" and "Password repetition\*", both with asterisks indicating they are mandatory. A "Set new password" button is located at the bottom right of the form area.

Type your new password and please press on “Set new password” button

Please set up the new password by following the above information  
Your password has to content uppercase letters , lowercase letters ,  
numbers and a following special characters .

After a successful reset password you can log on with your LIEF  
number and new reset password .

Please notice that you have more than one LIEF number , your  
password will be reset for all your LIEF accounts .